

California State Parks, Esri, HERE, Garmin, SafeGraph, FAO, METI/NASA, USGS, Bureau of Land Management, EPA, NPS, Esri, NASA, NGA, USGS, FEMA

Glenn County Community Wildfire Protection Plan: Wildland Urban Interface

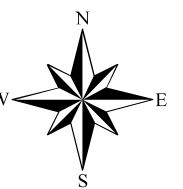

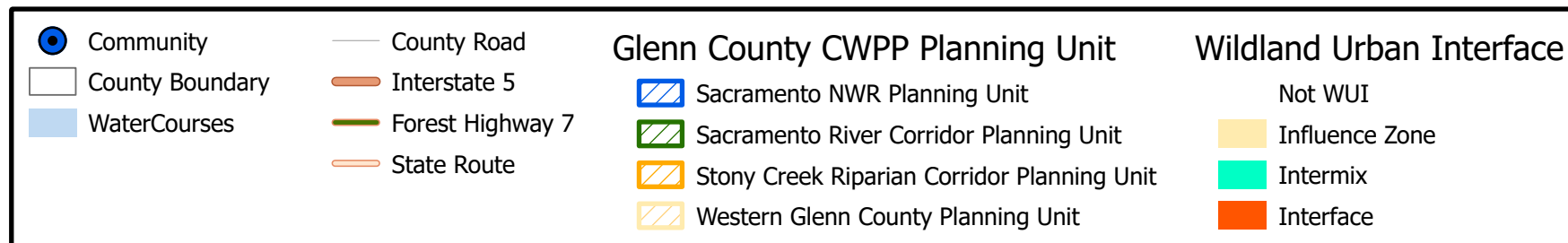


Figure A
Glenn County CWPP
Adopted 2023